

THE TRAVELS OF THE CHOSEN CHILDREN OF ISRAEL

Lesson 1

GOD'S PROMISE

Scripture Reading: Deut. 1:8-11; Acts 7:2-19

MEMORY VERSE: Exodus 32:13b *"...I will multiply your seed as the stars of heaven, and all this land that I have spoken of will I give unto your seed, and they shall inherit it for ever."*

- I. God is a God who makes promises - Deut. 1:8-11; Acts 7:2-19**
- A. Abraham was chosen and called by God, and given two promises:
 - 1. His children would be as many as the stars of heaven and be a people for Jehovah - Gen. 48:4; Heb. 11:8,9
 - 2. They would possess the good land of Canaan - Gen. 17:8;
 - B. The first promise came true - Deut. 1:10-11
 - 1. Abraham had Isaac and Isaac had Jacob and Jacob had 12 sons - Deut. 1:8
 - 2. Joseph, one of the twelve sons of Jacob, because of the famine brought the whole family to Egypt and they lived there for 430 years - Exo. 12:40; Deut. 10:22
 - C. The children of Israel thought God had forgotten the promise of their land:
 - 1. A new king (Pharaoh) was over Egypt - Exo. 1:8
 - a. He feared the mightiness of the Children of Israel.
 - b. He burdened them with hard labor and cruel taskmasters - Exo. 1:12-14
 - c. He ordered the baby boys to be killed - Exo. 1:16
 - 2. There were some who feared God and did not obey Pharaoh.
 - a. The midwives
 - b. Moses parents - Heb. 11:23
- II. God began to fulfill His promise of the land through Moses - Exo. 2:1-10; Acts 7:22-36**
- A. Moses was born and put in the river.
 - B. He was raised by Pharaoh's daughter in Egypt.
 - C. As an adult he chose to suffer with the Children of Israel - Heb. 11:24, 25
 - D. Moses fled to Midian, married, and had two sons - Acts. 7:29
 - E. God appeared to Moses in the burning bush - Exo. 3:2-6
 - 1. God heard the Children of Israel crying out
 - 2. He called Moses to lead them out - Exo. 3:10


YOUR SEED AS THE STARS OF HEAVEN (Exodus 32:13b)

MATERIALS:

1. Copies of picture to be colored
2. Black construction paper
3. Scissors
4. Crayons or color markers
5. Many bright stick stars (stars can be made out of paper and glued on.)

PROCEDURE:

1. Have children color picture
2. Glue picture on left half of black colored construction paper.
3. Glue on verse from Exodus 32:13b on the opposite side.
4. Add lots of stars in the black night on the side of the black construction paper not covered up by the picture.)




"I will multiply your seed as the stars of heaven, and all this land that I have spoken of will I give unto your seed, and they shall inherit it for ever."
Exodus 32:13b

"I will multiply your seed as the stars of heaven, and all this land that I have spoken of will I give unto your seed, and they shall inherit it for ever."
Exodus 32:13b

"I will multiply your seed as the stars of heaven, and all this land that I have spoken of will I give unto your seed, and they shall inherit it for ever."
Exodus 32:13b

"I will multiply your seed as the stars of heaven, and all this land that I have spoken of will I give unto your seed, and they shall inherit it for ever."
Exodus 32:13b

"I will multiply your seed as the stars of heaven, and all this land that I have spoken of will I give unto your seed., and they shall inherit it for ever."
Exodus 32:13b



THE TRAVELS OF THE CHOSEN CHILDREN OF ISRAEL

Lesson 2

GOD'S DELIVERANCE AND LEADING

Scripture Reading: Exodus chapters 4 to 15

MEMORY VERSE: Exodus 15:13 *"Thou in thy mercy hast led forth the people which thou hast redeemed: thou hast guided them in thy strength unto thy holy habitation."*

- I. **God began to deliver the Children of Israel out of Egypt through Moses and Aaron.**
 - A. They told the Children of Israel that God had heard their cry and will deliver them out of Egypt. - Exo. 4:29-31; 3:7-8
 - B. They asked Pharaoh to let Israel go into the wilderness to worship God. - Exo. 5:1
 1. Pharaoh would not let them go. - Exo. 5:2
 2. Pharaoh made them work harder. Exo. 5:7,9,17
 - C. Moses and Aaron went before Pharaoh again and again. - Exo. 7-11
 1. Aaron's rod turned into a serpent - 7:9-12
 2. The Nile turned to blood - 7:20-21
 3. Frogs - 8:2-15
 4. Lice - 8:16-20
 5. Flies - 8:21-32
 6. Diseased cattle - 9:1-8
 7. Boils - 9:9-12
 8. Hail - 9:18-35
 9. Locusts - 10:3-6, 12-20
 10. Darkness - 10:21-29
 11. Death - whole chapter 11
 12. Pharaoh's heart was hardened each time.
- II. **God provided the Passover - Exo. 12:3 to 13:22**
 - A. Every house took a lamb
 1. They cared for it, killed it, put the blood on the door posts.
 2. They ate the lamb
 - a. in haste
 - b. with their shoes on their feet and their staves in their hand, ready to go
 - B. Jehovah slew all the first born in the land - 12:29
 - C. He passed over every house that had blood on the doorpost. - 12:13
 - D. Pharaoh told the people to go in haste that very night.
 - E. They had been in Egypt 430 years.
- III. **God led the Children of Israel out of Egypt.**
 - A. 600,000 men, besides women and children - 12:37
 - B. God led them to the wilderness of the Red Sea - 13:21
 1. With a pillar of cloud by day and of fire by night
 2. The pillar did not leave them for their entire journey

IV. God delivered the Israelites from Pharaoh.

- A. Pharaoh followed the Israelites with his armies - 14:9
- B. God fought for Israel:
 - 1. By parting the Red Sea - 14:16
 - 2. By blinding Pharaoh with the cloud and darkness to them behind the camp of Israel - 14:19-20
 - 3. By leading Israel through the Red Sea - 14:29
 - 4. By closing the Red Sea after the Children of Israel passed over and drowning Pharaoh and his armies - 14:26-28
- C. Moses and the Children of Israel sang praise to God - 15:20-21

DOORKNOB HANGERS

MATERIALS

Colored poster board
Scissors
Sponge (kitchen sponge
or foam)
White tempera paint
(add drop of liquid
dish soap-- to protect
clothing if spilled)
Dish for paint

DIRECTIONS

Trace hanger shape onto
the poster board. Cut
with scissors.


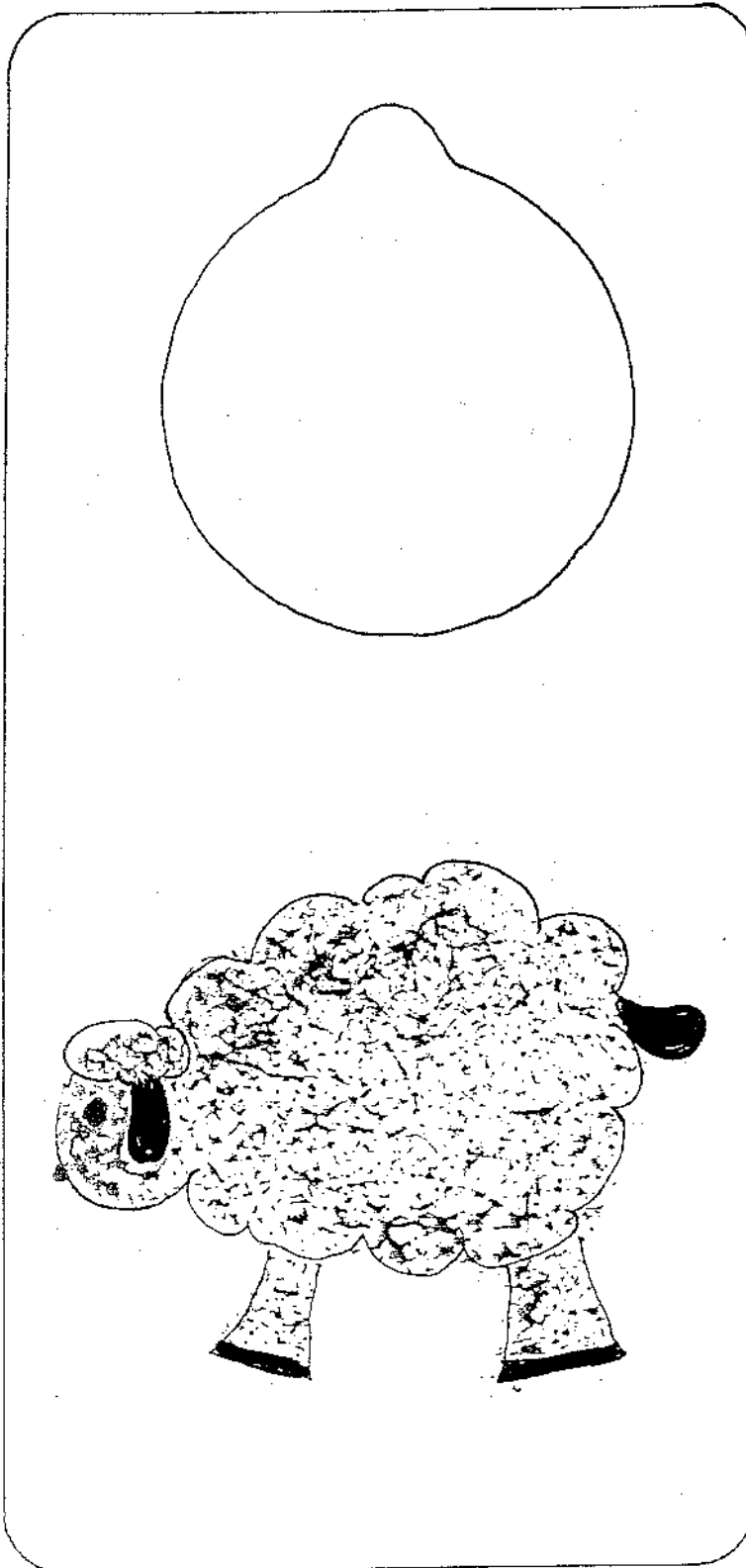
Use scissors to cut
the sponge into lamb
shape.

Pour paint onto dish so
that it is easy to dip
the sponge.

Dip one side of sponge
into paint and press
firmly onto the hanger.
Lift sponge straight off
paper.

When dry, use markers to
copy the verse and to
draw eyes, ears and tail
on lamb.

Hang on door.



THE TRAVELS OF THE CHOSEN CHILDREN OF ISRAEL

Lesson 3

GOD'S PROVISION

Scripture Reading: Exodus chapters 15 to 19

MEMORY VERSE: Exodus 16:15 *"...It is manna...this is the bread which the Lord hath given you to eat."*

I. God is a God who meets our needs - Exodus 15:27 to 19:25

A. God sent manna

1. The manna appeared each morning - 16:14
2. The manna must be gathered in the morning - 16:19-21
3. The look and taste of Manna - 16:31
4. For forty years God provided Manna - 16:35

B. God provided water

1. There was no water for the Children of Israel to drink - 17:1-3
2. God told Moses to strike the rock at Horeb - 17:6
3. The result was that water came out

C. God protected the Children of Israel

1. Joshua battled with Amalek in Rephidim - 17:7
2. Moses, Aaron, Hur went to top of Hill to see the battle - 17:8
3. When Moses raised his hands Israel prevailed, when Moses hands were heavy (down) Amalek prevailed- 17:9-12
 - a. Aaron & Hur helped hold up Moses hands
 - b. Moses was strengthened by their help
4. Israel won the battle against Amalek.

II. The result of God's provision


A. Israel came to the Wilderness of Sinai - 19:1

B. God's gave a message to Moses - 19:3

1. Children of Israel are God's personal treasure - 19:5
2. Children of Israel are a holy nation - 19:6

C. Moses was told to sanctify the people - 19:10, 14

D. Moses and Aaron were called up to the mountain to meet God - 19:24



The Lord sent Manna (a heavenly food) to feed the Israelites in the wilderness for forty years.

THE TRAVELS OF THE CHOSEN CHILDREN OF ISRAEL

Lesson 4

GOD'S DESIRE

Scripture Reading Exodus chapters 24 to 34

MEMORY VERSE: Ephesians 1:4 *"...He chose us in Him...that we should be holy and without blemish before Him in love."*

I. God desires to make Himself known

- A. Moses and Joshua were called up to the mountain to be with God - Exo. 24:12-18
 - 1. God's glory (expression) was on Mt. Sinai. - 24:16
 - 2. God gave Moses the tables of stone to teach them - 24:12; 31:18; 32:16; (written with the finger of God)
 - a. About His person
 - b. So they could know Him
 - 3. God gave Moses the blueprint for the tabernacle. - Exo. 25: 26-31
 - a. How to build it
 - b. For His dwelling place on earth
- B. The Children of Israel got tired of waiting for Moses - Exo. 32
 - 1. They made a golden calf
 - a. The people asked Aaron for another god - 32:1
 - b. They made a calf from their golden earrings - 32:3-4
 - c. They worshipped the calf
 - 2. Moses returned - 32:7
 - a. God was angry - 32:9-14
 - b. Moses broke the tables of stone (the ten commandments) - 32:19

II. God desires His people to express Him

- A. He wants a people to choose Him
 - 1. Moses asked "Who is on the Lord's side?" - 32:26
 - 2. The sons of Levi answered the call and stood with Moses - 32:26-28
- B. Something of God got into Moses. - 34:28-35
 - 1. Moses returned to the mountain - 34:28
 - 2. Moses was with God forty days
 - a. To write on the tables the words of the covenant, the ten words
 - b. He became shining after being with God showing that something of God got into him (God's dispensing)

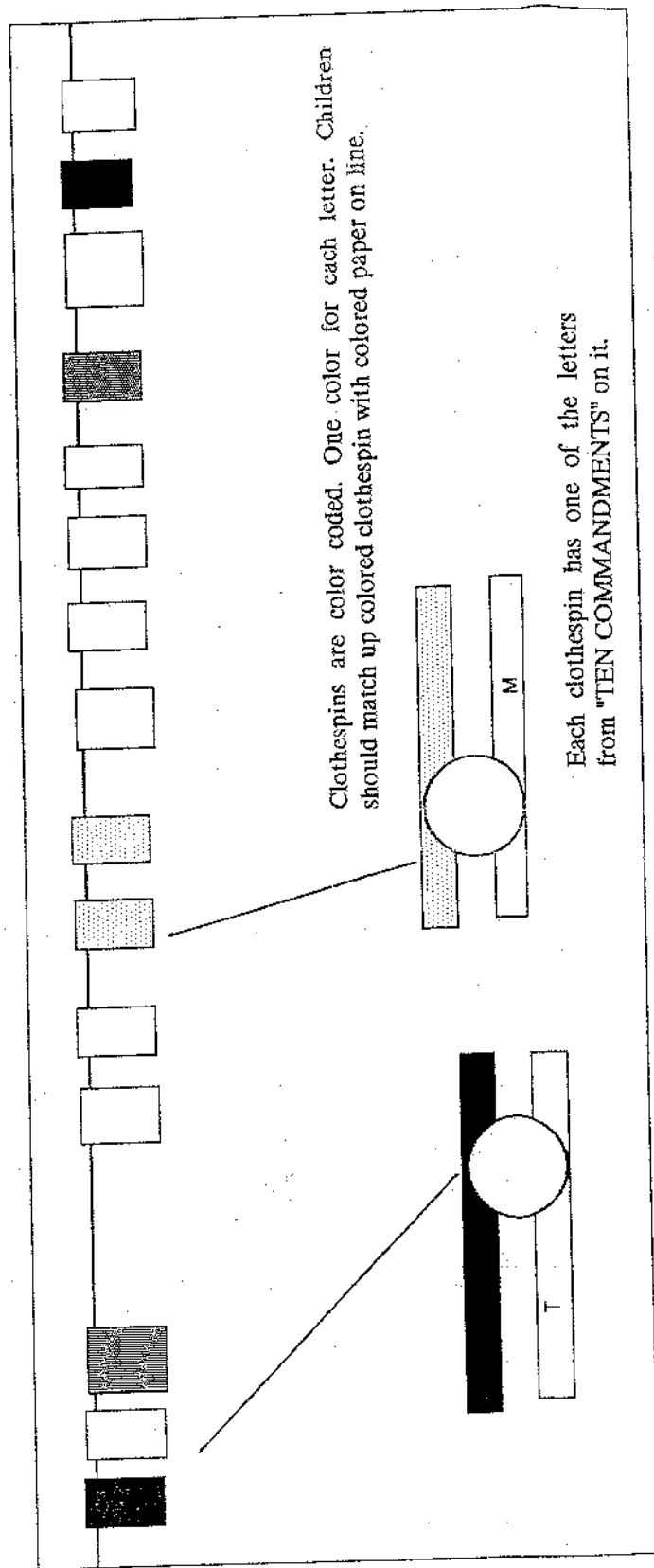
CLOTHESPIN TEN COMMANDMENTS RACE:
Lesson 4-Activity for kindergarden through second grade.)

1. Hang up two separate clothes lines with individual pieces of paper attached with the word "TEN COMMANDMENTS" spelled out. One letter per piece of paper.
2. Divide children into two equal teams
3. Each team has one set of clothespins with one letter (T-H-E T-E-N C-O-M-M-A-N-D-M-E-N-T-S) written on each clothespin
4. Scramble the clothespins before each team begins.
5. Each team begins at the same time.
6. When told to begin, the first child on the team takes one clothespin with a letter on it and matches it with the letter on the line. He should clip his clothespin to the appropriate paper letter on the nearby line. When he comes back, the next child can match the letter on his clothespin with one on the line that is not already matched. Children continue taking turns (one at a time) adding clothespins until all the letters are matched and spell out "THE TEN COMMANDMENTS".
7. The first team to get the letters in order (spelling out THE TEN COMMANDMENTS) and have their team seated, wins! Instead of racing against one another, racing against the clock is another variation of this activity.

CLOTHESPIN TEN COMMANDMENT RACE

Lesson 4 Activity for 3-5 year olds

1. Put the children into two groups.
2. Each team has one set of color coded clothespins with one letter (T-E-N-C-O-M-M-A-N-D-M-E-N-T-S) written on each clothespin. Each letter has a different color. (Color strips of labels with crayons and attach to clothespins in advance. Color squares for line to match.)
3. Hang up **two** separate strings have small pieces of colored paper that spell out in sequence the words "TEN COMMANDMENTS" by color.
4. Scramble the clothespins before each team begins.
5. Each team begins at the same time.
6. When told to begin, the first child of each team takes one clothespin with a color on it and clips it on the line, matching the color on the clothespin with the paper square on the line. When he comes back, the next child can add a clothespin. Children should continue taking turns (one at a time) adding clothespins until all the colors are matched up- thus the clothespins will spell out "TEN COMMANDMENTS".
7. The first team to get the colors in proper order wins!
8. This activity can be repeated an number of times.



THE TRAVELS OF THE CHOSEN CHILDREN OF ISRAEL

Lesson 5

GOD'S PERSON

Scripture Reading: Exo. 20; Deut. 17:3; 18:9-12; 13:1, 5, 10; Lev. 24:10-16; Mat. 15:4; 21:14;
1 Kings 21:3, 4

MEMORY VERSE: Jeremiah 24:7 *"And I will give them an heart to know me, that I am the Lord: and they shall be my people, and I will be their God: for they shall return unto me with their whole heart."*

I. The Person of God as seen in His commandments

- A. The laws God made show us what kind of person He is
- B. The laws God made show us what kind of people He wants us to be, He wants us to be like Him

II. The Ten Commandments

- A. No other gods - Exo. 20:3
 - 1. God is a jealous God - Exo. 34:14
 - 2. Things that distract people from God
 - a. astrology: the sun, moon, or stars - Deut 17:3
 - b. fortune telling, magic, horoscopes, etc.
- B. You shall not make any graven images, nor bow down to them, nor serve them. - Exo. 20:4-5
 - 1. God is a real and living God - 1 Thess. 1:9
 - 2. All idols are false gods and we must reject them - Psalm 115:4-7; 135:15-17
- C. You shall not take the name of the Lord your God in vain - Exo. 20:7
 - 1. God is a saving God - Acts 4:12
 - 2. To take His name in vain is to disrespect His person and despise His salvation, rather we should call on His name to be saved - Rom. 10:13
- D. Remember the Sabbath day, to keep it holy
 - 1. God is a holy God and He wants His people to be holy, so in the Old Testament He set aside the seventh day of the week for them to worship Him and remember that He created them
 - 2. In the New Testament we come to meet and worship the Lord on the Lord's day because Christ rose from the dead on the first day of the week
- E. Honor your father and mother - Exo. 20:12
 - 1. God is the source of our existence
 - 2. By honoring our parents we honor God and receive His promised blessing - Eph. 6:2-3; Matt. 15:4; 21:14
- F. Do not kill - Exo. 20:13
 - 1. God is the source of life
 - 2. To kill is to destroy life and in the New Testament even those who get angry or fight with others will be judged

G. Do not commit adultery - Exo. 20:14

1. The Triune God is One, so God is the source of oneness
2. To commit adultery is to break the oneness of the marriage union

H. Do not steal - Exo. 20:15

1. God will supply all our needs if we trust Him and are not greedy or lazy
2. To steal is not to trust God and not to respect other's property

I. Do not lie - Exo. 20:16; 23:1-2, 7

1. God is a God of truth and His word is true
2. Lies come from the devil who is the father of lies, and all lies will be judged - John 8:44; Prov. 12:22; Rev. 21:27; 22:15

J. Do not covet - Exo. 20:17

1. God is the source of all that we have
2. To covet is not to be content with what God has given us; coveting offends God and makes us sad and miserable - 1 Kings 21:3-4

THE TEN COMMANDMENTS

- | | |
|--|---|
| 1. YOU SHALL HAVE NO OTHER GODS BEFORE ME | 6. YOU SHALL NOT MURDER |
| 2. YOU SHALL NOT MAKE YOURSELF AN IDOL | 7. YOU SHALL NOT COMMIT ADULTERY |
| 3. YOU SHALL NOT MISUSE THE NAME OF THE LORD | 8. YOU SHALL NOT STEAL |
| 4. OBSERVE THE SABBATH BY KEEPING IT HOLY | 9. YOU SHALL NOT GIVE FALSE TESTIMONY AGAINST YOUR NEIGHBOR |
| 5. HONOR YOUR FATHER AND MOTHER | 10. YOU SHALL NOT COVET |

SANDPAPER COMMANDMENTS

MATERIALS:

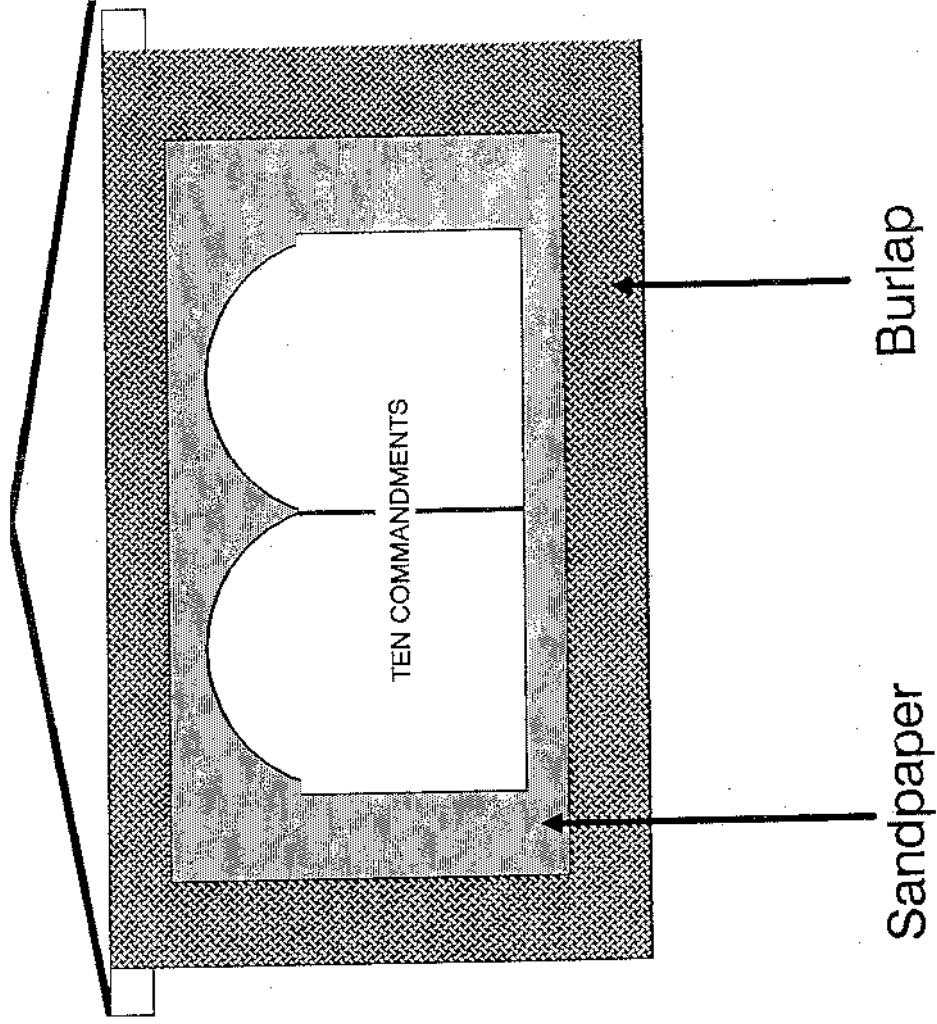
1. Copies of Ten Commandments
 2. Scissors
 3. Fine sandpaper (8-1/2" X 11")
 4. Glue
 5. Staple gun
 6. String
- Optional:
1. Burlap or thick cloth (12" X 16")
 2. Wooden rod or stick 16" long

PROCEDURE:

1. Cut out Ten Commandments (keep in one piece)
2. Center and glue onto on sand paper (gives look of being in stone)
3. Mount on stiff construction paper or cardboard.
4. Add string across the top so it can be hung on the wall.

Optional:


1. Instead of mounting sandpaper to stiff construction paper glue to burlap. Leave enough room for a border all around and a extra at the top to:
2. Roll burlap over stick at top and staple.
3. Tie or attach string at ends of stick so can be hung on wall.



HEART HIDDEN MESSAGE

Color in the squares that have an "X" in the corner. Put the remaining letters on the lines below to find a command that we should practice every day.

Y	Z	O	A	J	U	E	M	S	S	I	H	Y
L	A	O	L	V	L	S	O	E	O	V	E	
T	W	H	I	E	T	L	H	O	A	R	D	
L	Y	M	O	Y	H	U	E	A	R	T	A	
G	N	D	W	L	I	O	T	H	A	L	L	D



Look at the words in the signs. Write the word that:

1. begins with **G** and ends with **D**. _____
2. begins with **I** and ends with **S**. _____
3. begins with **L** and ends with **G**. _____
4. begins with **K** and ends with **D**. _____
5. begins with **J** and ends with **T**. _____
6. begins with **A** and ends with **D**. _____
7. begins with **R** and ends with **T**. _____

Mark 12:30

THE TRAVELS OF THE CHOSEN CHILDREN OF ISRAEL

Lesson 6

GOD'S DWELLING PLACE

Scripture Reading: Exo. 25-30, 35-40, Lev. 1-9, Num. 4; Isa. 66:1;
Exo. 25:8 - It is a sanctuary so God can dwell with them.


MEMORY VERSE: 2 Corinthians 6:16b *"...As God said, I will dwell in them and walk in them; and I will be their God, and they shall be My people."*

I. God's desire is to dwell with men - Exo. 25:8

- A. The plan of the Tabernacle was given to Moses - Exo. 25:9
 - 1. The Tabernacle was to be the center of their daily lives
 - 2. For the building of the Tabernacle, everyone was needed
- B. The plan of the Tabernacle and all of its furniture - Exo. 40
 - 1. The Outer Court with the Altar of Burnt Offering and the Laver
 - 2. The Holy Place with the Showbread table, the Lampstand, and the Incense Altar
 - 3. The Holy of Holies with the Ark of the Testimony (Exo. 40:2,3, 20, 21)
 - a. The Mercy Seat (propitiation cover) where the blood is sprinkled
 - b. The Cherubim of glory covering the Mercy Seat
 - c. Containing three items: the Golden pot of Manna (Exo. 16:34), two Tables of the Law (Exo. 25:16), Aaron's Rod that budded (Num. 17:1-10a)

II. The fulfillment is that the church today is God's dwelling place

- A. How do we contact God today?
By the Altar - The blood of the Lord Jesus
- B. How does God speak to us today?
By the Laver - Washing of the water in the Word
- C. How do we get strengthened today?
By the Showbread Table - Eat & drink the Lord Jesus
- D. How do we speak to God today?
By the Incense Altar - Prayer
- E. How do we experience God today?
By the Ark of Testimony - The Spirit



IN GOD'S DWELLING PLACE: THE LAMPSTAND

THE TRAVELS OF THE CHOSEN CHILDREN OF ISRAEL

Lesson 7

GOD'S GOOD LAND

Scripture Reading: Numbers chapters 13 and 14

MEMORY VERSE: Numbers 13:27 *"And they related all to him, and said, We came to the land to which you sent us; and surely it flows with milk and honey, and this is its fruit."*

I. Spying out the good land

A. The Israelites have arrived in the Wilderness of Paran - Num. 13:3

B. Moses chooses a leader from each tribe

1. They are to spy out the land for 40 days - Num. 14:34

a. To find out the condition of the land

b. To find out the type and number of people

c. To find out the whether the cities are camps or strongholds

2. They are to bring back something from the good land

a. They carried a single cluster of grapes which had to be carried on a pole between two men

b. They brought some pomegranates and figs

c. They said the land flowed with "milk and honey"

II. The 12 spies report

A. The evil report and its result

1. Ten of the spies reported there were giant people and fortified cities which were too strong to defeat

2. The people became unbelieving and rebellious agreeing with these ten spies

a. They wept and murmured against Moses and Aaron

b. They wanted to choose a new leader and return to Egypt

c. They wanted to stone Joshua and Caleb - Num 14:10

3. Jehovah abhorred the people of Israel and struck them with pestilence - Num. 14:12

4. Moses prayed for the people

B. The good report from only 2 of the leaders and its result

1. Joshua and Caleb give a good report


a. They believed God

b. They trusted in God's promise to them

c. They said that the land is an extremely good land - Num. 14:7

d. They reported, "If Jehovah delights in us, He will bring us into the land and give it to us

e. They said "Jehovah is with us, do not fear the people of the land," "Let us go up at once to possess it"

"STAINED GLASS" GRAPE CLUSTERSMATERIALS

Tissue paper (or cellophane)
 Purple
 Brown
 Green
 Scissors
 Green yarn
 Waxed paper (approx. 8" x 10")
 Steam iron
 Construction paper strips
 (1" wide)
 Old newspaper
 Glue (or glue stick)

DIRECTIONS

Cut grapes, stem and leaves from tissue with scissors. Lay newspaper on table.



Arrange shapes in cluster pattern on first piece of waxed paper. Use green yarn to make a curling vine.

Place the second piece of waxed paper carefully on top. Lay a piece of newspaper over the waxed papers.

Press gently with a warm steam iron. The waxed paper melts together, sealing the picture together.

Trim the edges of the waxed paper with scissors. Glue construction paper strips over the edges, to make a frame for the picture.

Tape onto a window, so the sunlight can shine through.

PATTERNS

THE TRAVELS OF THE CHOSEN CHILDREN OF ISRAEL

Lesson 8

GOD'S AUTHORITY

Scripture Reading: Numbers 16 and 17

MEMORY VERSE: Romans 13:1 *"Let every person be subject to the authorities over them. For there is no authority except from God, and those which exist are appointed by God."*

I. Korah's rebellion - Num. 16

- A. Korah and other leaders assembled against Moses and Aaron
 - 1. Moses and Aaron were God's delegated authority
 - 2. The 250 men were renowned leaders but they coveted Aaron's position - Num. 16:9-10
 - a. Moses spoke to the Lord, then to the people
 - b. Incense was to be offered at the door of tabernacle - Num. 16:18-20
- B. The Lord desired to consume the whole congregation - Num. 16:20
 - 1. Moses pleaded for them
 - 2. The people were separated from the dwellings of Korah, Dathan, and Abiram - Num. 16:25-27 [Be careful of your company! You could be consumed by sin]
 - 3. The earth opened and swallowed the three men and their households - Num. 16:32-33
 - 4. The men offering incense were consumed by fire - Num. 16:35
- C. The people grumbled against Moses, Aaron and God - Num. 16:41-42
 - 1. The Lord sent a plague, 14,700 people die - Num. 16:49
 - 2. Aaron made atonement for the people

II. Aaron's rod (Represents proper authority; God's life determines who leads) - Num. 17

- A. The Lord desired a rod from each household, or tribe (12 in all)
 - 1. Aaron's name is for the household of Levi
 - 2. the Lord wanted to lessen the grumbling - Num. 17:5
- B. The rods were brought before the Lord - Num. 17:4, 7, 10
 - 1. Aaron's rod sprouted, budded, blossomed and bore almonds
 - 2. Aaron's rod was kept as a sign against the rebels

III. The Brass Serpent

- A. The people became impatient because of the journey - Num. 21:4
 - 1. They spoke against God and Moses - Num. 21:5
 - 2. The Lord sent fiery serpents - Num. 21:6
- B. Moses made a bronze serpent (brass serpent) - Num. 21:8, 9
 - 1. He set it on a standard
 - 2. Those bitten could *look* to the brass serpent and *live*

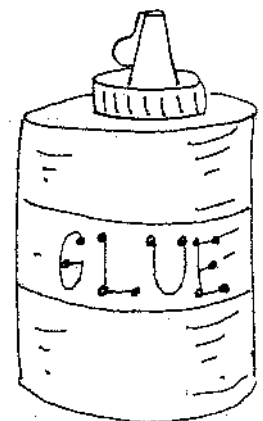

AARON'S BUDDING ROD

MATERIALS:

1. Light blue construction paper
2. Brown and green tempera paints or markers
3. Roasted almonds (cut in half long-wise in advance. Unsalted easier to work with.)
4. White glue

DIRECTIONS:

With brown paint or markers, draw a tree branch on the blue paper. Write Aaron's name on the branch. Add green leaves. Then add almonds for fruit where the leaves are.



THE TRAVELS OF THE CHOSEN CHILDREN OF ISRAEL

Lesson 9

GOD'S PROMISE FULFILLED

Scripture Reading: Joshua 1:1-11; 3:11, 14-17; 4:1-9, 19-24; 5:11-12; 6:1-26; 14:1-15; 18:1; 24: 14-31

MEMORY VERSE: Deuteronomy 8:10 *"And you shall eat and be satisfied, and you shall bless Jehovah your God for the good land which He has given to you."*

I. Entering the good land

- A. Believing God's word - Joshua 1:1-11
- B. Crossing the Jordan - Josh. 3:11, 14-17
- C. Setting up a memorial - Josh. 4:1-9, 19-24
- D. Enjoying the food of the land - Josh. 5:11-12

II. Fighting the battle of Jericho


- A. The spies were hidden by Rahab - Josh. 2:1-24
- B. The people marched around the city once a day for six days - Josh. 6:1-3, 8-14
 - 1. The people were charged not to make any noise
 - 2. The priests blew the rams horns
- C. The people marched around the city seven times on the seventh day - Josh. 6:15-21, 24, 26
 - 1. After the seventh time, the priests blew the trumpets and the people shouted
 - 2. The city wall fell down and the city was destroyed and cursed
- D. Only Rahab and her family were saved - Josh. 6:17, 22-23, 25

III. Possessing the land

- A. The land was divided and each tribe received a portion of the land - Josh. 14:1-5
- B. Caleb received a special inheritance - Josh. 14:6-15
- C. The tabernacle was set up at Shiloh - Josh. 18:1
- D. Joshua gave a final charge and example to the people to serve the Lord - Josh. 24:14-31

**"WANDER" THROUGH THE MAZE
TO FIND THE "GOOD LAND"**

START (The Wilderness)



FINISH (The Good Land)

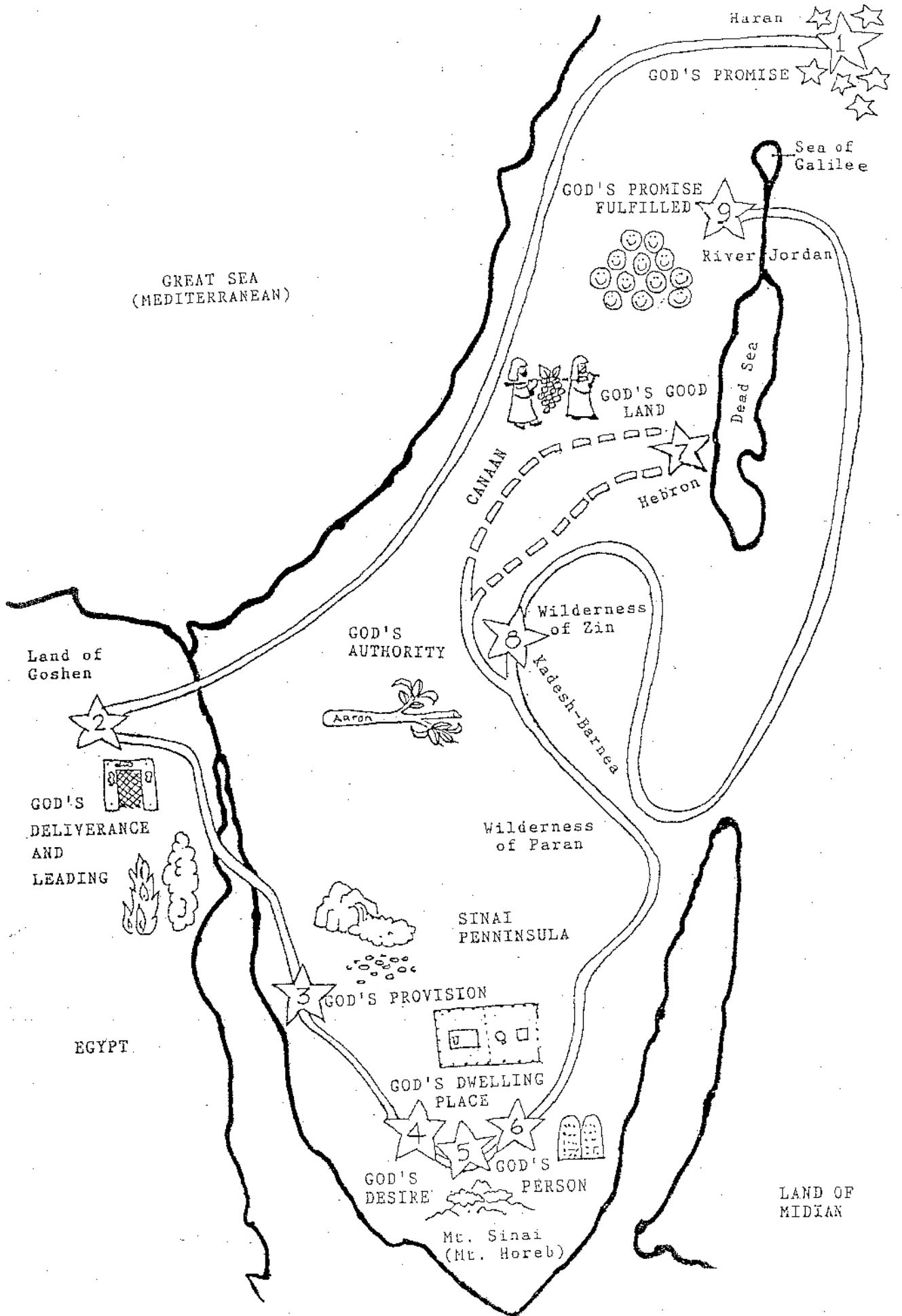
WORDSEARCH

H A E L U W I L D E R N E S S T E N O T
 L K J C D O G F D G H M A H A R B A B J
 Q E W R E R D A F C V X B N M J M N B O
 T A B E R N A C L E N O C H Y U A I K S
 I O C A Y U T R O E T G F S E A N Z S E
 I M O T O P L K O K J G H F G D N C V P
 S I M I Y T G J K S A R A H F G A F H H
 R T M O Z X C V B N M N L K J H G F D S
 A A A N Q W E R T Y U O U I O P L K J H
 E M N N B V C S Z A S A D F C A I N F G
 L H D J J K L E N O S H O I A Y T R E W
 Q W M E R T Y S Y U I O P L A Q A Z W H
 N S E Y C D E O R F V B G T S Y H N M P
 O J N U A D A M K I O E V E I L P O I E
 R U T Y T R C E W S D F G H J K L J M S
 A B S V C X O X Z A S S D F G H J K L O
 A B E L V C B R A C H E L B N N J J K J

HOW MANY OF THESE WORDS CAN YOU FIND?
(Circle the ones you find)

ADAM	ENOSH
CAIN	NOAH
ISAAC	JACOB
JOSHUA	RACHEL
EVE	FLOOD
CREATION	GOD
MANNA	COMMANDMENTS

ENOCH	ABEL
MOSES	ABRAHAM
JOSEPH	AARON
LEAH	SARAH
TABERNACLE	ISRAEL
WILDERNESS	TEN



Haran

GOD'S PROMISE

Sea of Galilee

GOD'S PROMISE FULFILLED

River Jordan

GREAT SEA (MEDITERRANEAN)



GOD'S GOOD LAND

Dead Sea

CANAAN

Hebron

Wilderness of Zin

GOD'S AUTHORITY

Kadesh-Barnea

Land of Goshen



GOD'S DELIVERANCE AND LEADING



Wilderness of Paran

SINAI PENINSULA



GOD'S PROVISION

EGYPT

GOD'S DWELLING PLACE

GOD'S DESIRE

GOD'S PERSON

Mt. Sinai (Mt. Horeb)

LAND OF MIDIAN

MEMORY VERSES

1. "I will multiply your seed as the stars of heaven, and all this land that I have spoken of will I give unto your seed, and they shall inherit it for ever."

Exodus 32:13b

2. "Thou in thy mercy hast led forth the people which thou hast redeemed; thou hast guided them in thy strength unto thy holy habitation."

Exodus 15:13

3. "...It is manna...This is the bread which the Lord hath given you to eat."

Exodus 16:15

4. "...He chose us in Him...to be holy and without blemish before Him in love."

Ephesians 1:4

5. "And I will give them a heart to know Me, that I am Jehovah; and they will be My people, and I will be their God; for they will return to Me with their whole heart."

Jeremiah 24:7

6. "...as God said, I will dwell among them and walk among them; and I will be their God, and they will be My people."

2. Corinthians 6:16b

7. "And they related all to him, and said, We came to the land to which you sent us; and surely it flows with milk and honey, and this is its fruit."

Numbers 13:27

8. "Let every person be subject to the authorities over him, for there is no authority except from God, and those which exist are appointed by God."

Romans 13:1

9. "And you shall eat and be satisfied, and you shall bless Jehovah your God for the good land which He has given to you."

Deuteronomy 8:10

ADVENTURE

THE TRAVELS OF THE CHOSEN CHILDREN OF ISRAEL

This map belongs to:

(Chosen by God)